


REVO 90

 KESSEBÖHMER






■ Scope of delivery






■ **Measurement of the cabinet's dimensions**






■ Installation of the top frame







■ Installation of the cam disk





■ Installation of the upper plate






■ **Installation of the fitting sided front holder**






■ **Assembly of the swivel-fitting**




Put the fitting into the cabinet



Turn the front holders to plug in the fitting into the cam disk





Loosen the clip (e.g. by the use of a screw driver)



Extend the fitting






■ **Assembly of the front-sided front holders**





■ **Assembly of the front and the lower shelf**





■ **Assembly of the shelf's bearing**




Clip on the upper shelf's bearing








■ **Assembly of the upper shelf**





■ Adjustment of the fronts





■ Adjustment of the fronts

